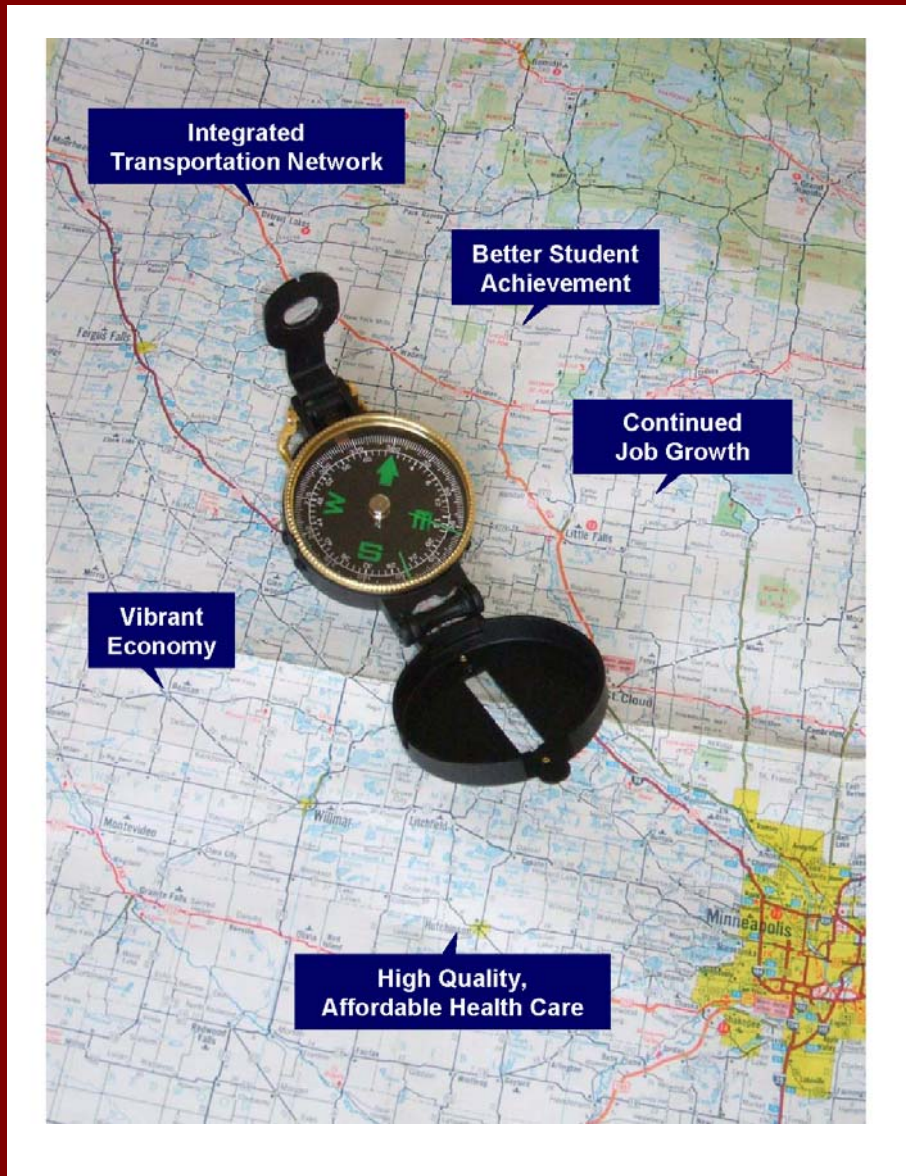


2007 Citizen Compass



A Fiscal Road Map for the 2007 Legislature
from the People of Minnesota

TABLE OF CONTENTS

I.	Introduction	Page 1
II.	Findings	Page 2
III.	Key Questions	Page 5
IV.	Full Survey	Page 8

OVERVIEW: 2007 Citizen Compass Survey

Purpose

Once elections are over and legislators arrive at the Capitol to begin their work, it is difficult to ascertain what Minnesotans are thinking about the budget debate that unfolds every two years at the State Capitol. The voices that dominate discussion about the state's fiscal priorities are those of elected officials, lobbyists and interest groups – all of whom are important voices. But too often, the voice of the average citizen becomes lost in the halls of the State Capitol as the budget bills are created.

In a unique effort to give citizens an opportunity to guide Minnesota's budget decisions, the *2007 Citizen Compass* survey was created. For the first time in recent Minnesota history, the Legislature has at its disposal a non-partisan, fully-transparent, statewide report that reveals how a representative sample of all Minnesota adults feel about tax levels and spending priorities. On the heels of the February revenue forecast and with major funding decisions on the horizon, *Citizen Compass* gives legislators a road map to guide them as they draft the state's budget for the next two years.

About the Survey

The 2007 Citizen Compass survey was commissioned by the Coalition of Minnesota Businesses (CMB). CMB is a non-partisan, grassroots organization comprised of 11 employer groups representing more than 20,000 Minnesota employers with hundreds of thousands of employees across the state.

To demonstrate the weight and credibility of the Citizen Compass survey findings, the full survey (questions and detailed responses) is included in its entirety in this summary report. The report's findings represent the feedback of a scientifically valid cross-section of Minnesota citizens.

For information about the survey, contact Tom Teigen (tom.teigen@mnbp.com at 612-370-0840) or Bill Morris (wmorris@drimpls.com or 612-920-0337).

Methodology

The *Citizen Compass* report contains the results of a survey administered to 629 randomly selected adult residents of the State of Minnesota. Professional interviewers employed by Decision Resources, Ltd. conducted the survey by telephone between February 8th and 19th, 2007. The typical respondent took 18 minutes to complete the questionnaire. The results of the study are projectable to all Minnesota adult residents within $\pm 4.0\%$ in 95 out of 100 cases.

About Decision Resources, Ltd.

Decision Resources, Ltd., is a full-service market and survey research firm located in Minneapolis, Minnesota, serving clients across the nation in the private, public, and political sectors. Dr. Bill Morris, President of Decision Resources Ltd., is one of Minnesota's leading analysts of public opinion and political trends, and the firm possesses extensive backgrounds in marketing, public affairs, survey research, and statistical methods. Dr. Morris is frequently asked to provide analysis by the media and public policy groups, and Decision Resources Ltd. counts among its clients numerous local governments.

FINDINGS: 2007 Citizen Compass Survey

1. Minnesotans continue to be optimistic about the direction of the state.

By a 59% - 38% margin, residents believe the state is headed in the right direction, rather than off on the wrong track. This finding is consistent with other Minnesota polling data from the past 24-30 months. A majority of nearly every demographic group is optimistic about the state's direction, with the most optimism found among Republicans, engaged citizens and those with incomes above \$75,000.

2. Minnesotans continue to be concerned about their state and local tax burden.

In this survey, 54% percent of Minnesotans stated that the state's tax burden is too high, 42% believe it is just right and 2% believe the state's tax burden is too low.

Meanwhile, 47% percent of Minnesotans report taxes and fees are growing faster than their income, 36% report their taxes and fees are growing (but not as fast as their income) while 9% reported taxes are going down compared to their income. Of those who reported their tax burden is increasing, 84% identify property taxes as the leading cause of those increases.

3. Minnesotans continue to support solving the past state budget deficits without raising taxes.

By a margin of 70% - 28%, Minnesotans agree that the Governor and Legislature were right to try to avoid general tax increases while dealing with the budget deficit. This support cuts across party lines – for instance, a majority of self-identified Democrats (59% - 39%) and Liberals (55% - 44%) continue to support this approach to solving the recent state budget deficit.

Of the 28% who disagree with this approach, less than half say important state programs were cut as a result of not raising taxes.

4. Minnesotans are satisfied with the size of the state budget.

52% of Minnesotans agree that a \$35 billion state budget is "about right," while 25% think it is "too much." Only 9% of Minnesotans believe that \$35 billion is not enough money to fund state government.

When asked about the surplus, 53% believe a \$2.2 billion surplus is large enough to meet the state's needs, compared with 18% who believe we still may need more tax revenue. Another 25% of residents believe most of the surplus should be used as a tax cut.

Differences in opinion based on party identification were modest. Democrats, Republicans and Independents were all more likely to believe that \$35 billion is about right, and that the state's needs can be adequately met with the \$2.2 billion surplus.

5. Minnesotans have five core messages for the Legislature about the state budget:

- ***Live within your means -- we pay enough in taxes.*** 59% of Minnesotans agree that state government should live within its means, while only 41% stated tax increases are needed to maintain a high quality of life. When asked whether Minnesota's price of government is high enough, a strong majority (82%) believe paying 16 cents in taxes for every dollar earned is enough to fund state and local government, with only 14% of residents stating they can afford to pay more taxes.

For both of these questions, the differences in intensity of opinions were stark. More than one-third of those respondents who believe the current tax burden is high enough feel strongly about that opinion; less than one in ten holding opposing opinions feels strongly about their views.

- ***Spend the money better.*** When asked about the job the Minnesota Legislature is doing, 75% of Minnesotans state the Legislature needs to do a better job of spending the money they already have, while only 23% state the Legislature does a good job of spending tax dollars. In addition, 83% of Minnesotans believe some business principles should be applied to government, while only 12% believe that we shouldn't expect government to budget and operate the way a business does.

Again, it is instructive to note that the supporters of doing a better job of spending were also more intense in their opinions.

- ***Prioritize your work.*** 77% of respondents agree that government can't do it all so it must focus on the most critical issues, while only 21% agree that the Legislature does a good job of setting priorities.

When asked about the question of automatic inflation increases in the state budget, 69% believe the state budget should not be on auto-pilot, while just 30% believe including inflationary spending in budget forecasts is responsible fiscal management.

- ***Plan now for the future.*** A majority of Minnesotans (60%) believe the state needs to control spending now because demand for state services will continue to increase, while 38% believe the needs of children and elderly citizens can't be ignored today just because it may cost more in the future.
- ***Spend what you have, not what you want.*** 79% of Minnesotans believe the State Legislature should determine how much money is available, and then decide what programs to fund, compared to 18% who believe the State Legislature should figure out how much is needed and then tax us appropriately. The intensity of opinion is most strongly felt by those who believe the state should spend what it has, not what it wants.

Support for this fiscal approach is consistent among demographic groups. For instance, strong majorities of Democrats (79%), liberals (75%), government employees (73%) and residents of core cities (75%) all supported the position of spending based on the resources available. Even those Minnesotans who believe that health care (84%) and education (73%) are among the two most important issues facing the state agree that the State Legislature should budget based on what they have, not what they want.

6. Raising business taxes is not a popular budget solution.

98% of Minnesotans believe it is important to evaluate business taxes/regulations based on the impact on jobs, including 54% who feel it is “very important.” Meanwhile, only 41% agree that business taxes are the best way to get new revenue without hurting Minnesota families, while 55% agree that new business taxes are just passed along to workers or customers anyway, including a majority of Democrats (53%), Liberals (54%) and government employees (57%).

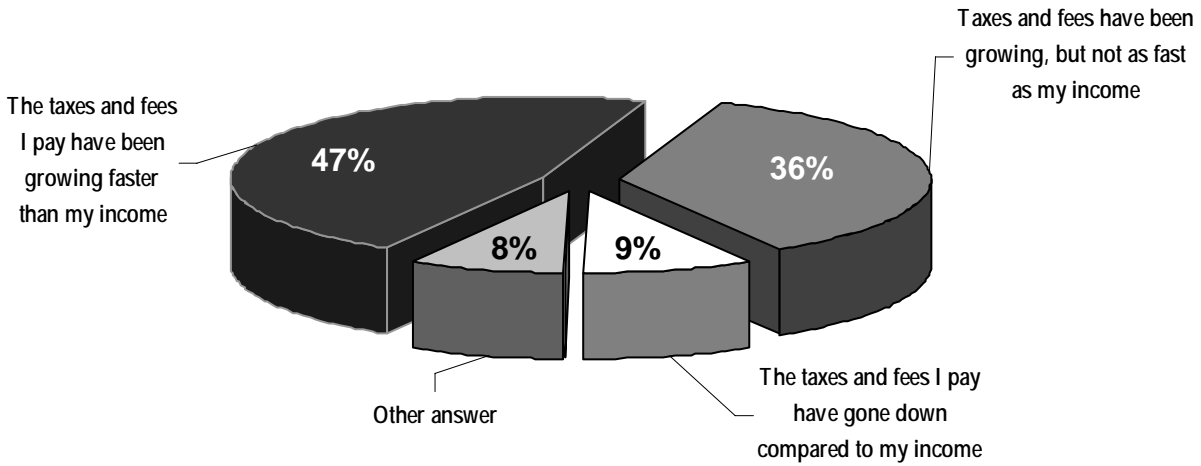
7. Property taxes, education and health care are the public’s priorities for new spending.

When asked to name the two most important issues facing the state, 46% of Minnesotans select access to affordable health care as the first or second most important issue facing the state, followed by controlling taxes (45%) and adequate funding for education (35%).

However, when asked to prioritize spending with the \$2.2 billion surplus, 53% believe property tax relief is the first or second most important use of the budget surplus, followed by funding for local school districts (41%) and health care coverage for low-income Minnesotans (31%). No other issue registered as a top priority for more than 16% of Minnesotans. Overall, Democrats, Republicans and Independents all agree that these three issues are the most important budget priorities for the state.

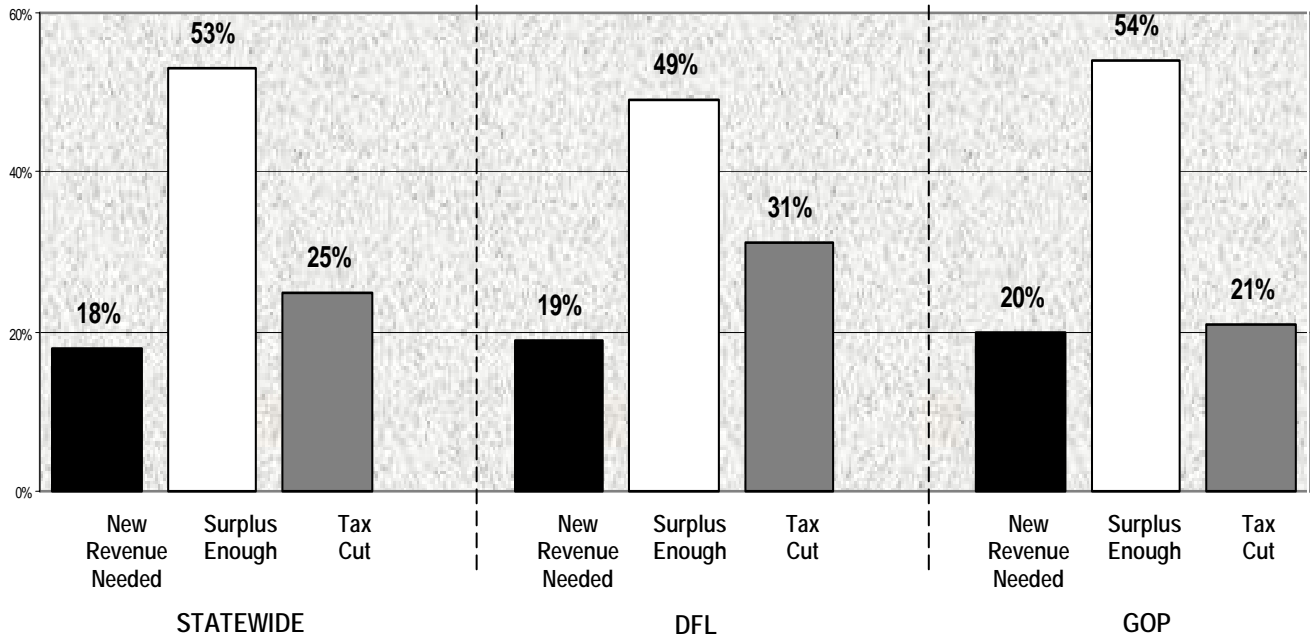
Key Questions — 2007 Citizen Compass

Q6. Which of the following statements is closest to your opinion about the growth of taxes and fees in Minnesota over the last several years?



Q11. Recently, the Minnesota Department of Finance announced that the general fund for the State of Minnesota is expected to have a surplus of \$2.2 billion. In other words, expected revenues from taxes and other sources over the next two years will exceed projected expenditures by more than \$2 billion. I am going to read you several statements about this surplus. Please tell me which one of the statements comes closest to your opinion.

- A. There are a lot of important issues facing the State of Minnesota over the next few years, even with a \$2.2 billion surplus there will not be enough money to take care of all of these problems, so we may still need to raise additional tax revenue;
- B. With a budget of over \$35 billion, a \$2.2 billion surplus should be enough money to address the state's needs for the next two years;

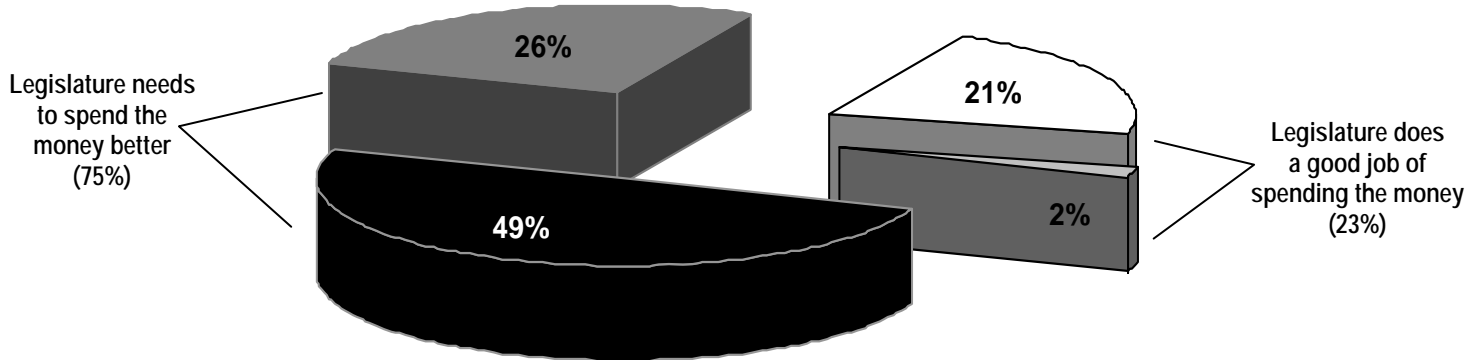


Key Questions — 2007 Citizen Compass

Q26. Please tell me which statement is closest to your opinion. (Rotate options A and B)

- A. If the Legislature did a better job of spending the money they already have, they wouldn't be talking about tax increases; OR
- B. The Legislature does a good job of spending the tax money they get now

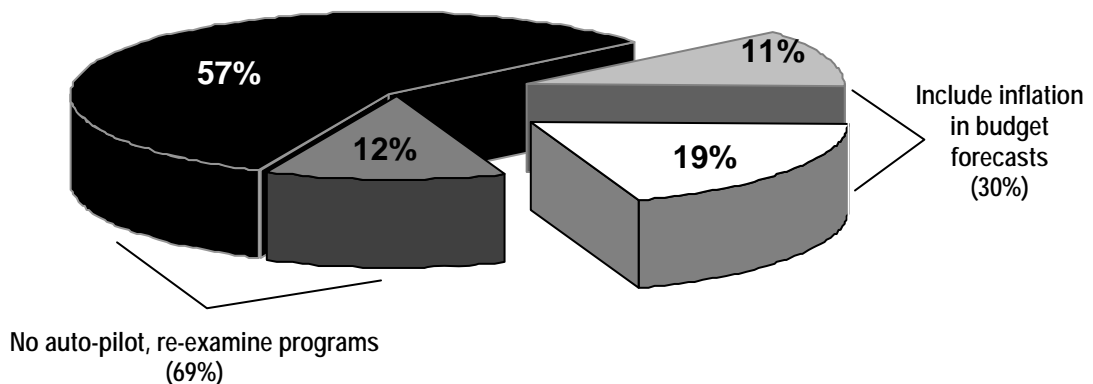
(Wait for response) Do you feel strongly that way?



Q32. Please tell me which statement is closest to your opinion. (Rotate options A and B)

- A. Including inflationary spending in budget forecasts is responsible fiscal management. After all, every agency has to pay more each year in salaries and other expenses; OR
- B. The Minnesota state budget should not be on auto-pilot, every program in state government should be re-examined every year to determine whether more or less money is needed.

(Wait for response) Do you feel strongly that way?

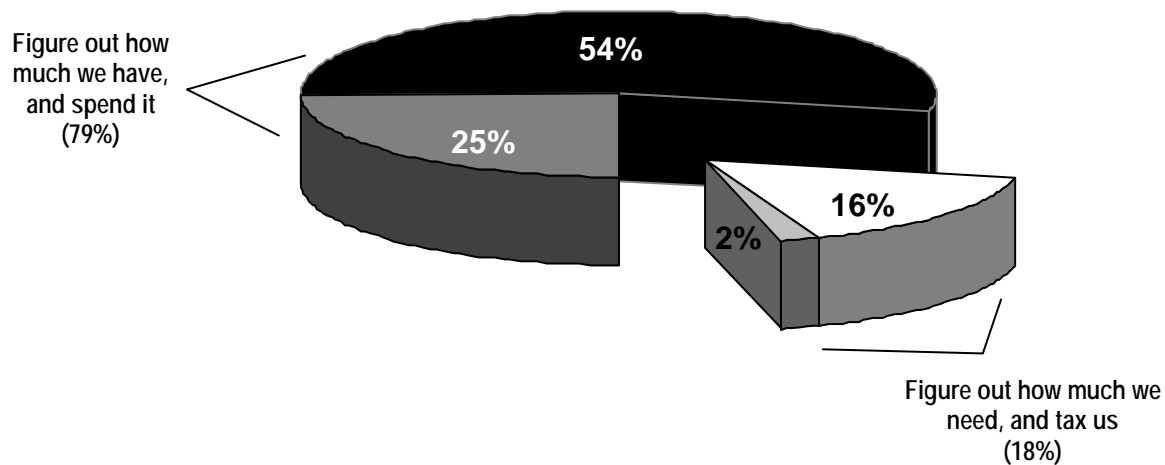


Key Questions — 2007 Citizen Compass

Q34. Please tell me which statement is closest to your opinion. (Rotate options A and B)

- A. The State Legislature should first figure out how much money is available to spend, and then decide which programs to fund; OR
- B. The State Legislature should first figure out how much we need to spend, and then decide how much to tax us.

(Wait for response) Do you feel strongly that way?



Q23.-24. Next, I am going to read you a list of eleven ideas that some legislators have suggested for using the budget surplus. Which of those areas of the state budget do you believe is most important to fund. And which would be second on your list?

	Among the Top Two Issues
Hold Down Property Taxes	53%
Funding for Local Schools	41%
Low-Income Health Care	33%
Income/Sales Tax Rebate	16%
Transportation	15%
Older Adult Services	12%
College Tuition	10%
Environment	7%
Early Childhood Education	5%
Inflationary Increases	2%
Local Government Aid	1%

Decision Resources, Ltd.
 3128 Dean Court
 Minneapolis, Minnesota 55416

STATE BUDGET ISSUES STUDY
 Minnesota Statewide
 FEB 2007

Hello, I'm _____ of Decision Resources, Ltd., a national survey research firm located in Minneapolis, Minnesota. We are conducting a survey of residents in your area and would like to ask you a few questions about several issues facing both your area and the State. Before we begin, I want to assure you all of your responses will be held strictly confidential; only summaries of the entire sample will be reported.

1. In your view, do you think Minnesota is heading in the right direction or is it off on the wrong track?
 RIGHT DIRECTION.....59%
 WRONG TRACK.....38%
 DON'T KNOW/REFUSED.....3%

2. Would you say your household is better off financially, worse off, or about the same as one year ago?
 BETTER OFF.....16%
 WORSE OFF.....18%
 ABOUT THE SAME.....66%
 DON'T KNOW/REFUSED.....0%

3. I am going to read you a list of important issues facing Minnesota. Please tell me which is the most important issue to you? (READ LIST)

4. What's the second most important issue? (RE-READ LIST, OMITTING FIRST CHOICE)

	MOST	SECOND
Having access to affordable health care.....	30%	16%
Improving the environment.....	4%	5%
Controlling taxes.....	26%	19%
Providing adequate funding for education	17%	18%
Protecting the safety of the public.....	8%	10%
Improving our transportation system.....	5%	9%
Combating the threat of terrorism.....	2%	7%
Creating jobs and a healthy economy.....	7%	10%
Developing more sources of renewable energy.....	2%	6%
SOMETHING ELSE (IMMIGRATION/SENIOR CARE).....	1%	2%
DON'T KNOW/REFUSED.....	0%	0%

5. How do you feel about the overall tax burden in Minnesota, is it too high, too low or about right?
 TOO HIGH.....54%
 TOO LOW.....2%
 ABOUT RIGHT.....42%
 DON'T KNOW/REFUSED.....2%

6. Which of the following statements is closest to your opinion about the growth of taxes and fees in Minnesota over the last several years?
- | | |
|-------------------------|-----|
| STATEMENT A..... | 47% |
| STATEMENT B..... | 36% |
| STATEMENT C..... | 9% |
| NONE (VOL.)..... | 7% |
| DON'T KNOW/REFUSED..... | 1% |
- A) The taxes and fees I pay have been growing faster than my income;
- B) Taxes and fees have been growing, but not as fast as my income; OR
- C) The taxes and fees I pay have gone down, compared to my income?

IF "STATEMENT A" OR "STATEMENT B," ASK: (N=522)

7. Which tax do you believe has been going up the fastest in Minnesota?

UNSURE, 3%; PROPERTY TAX, 84%; INCOME TAX, 5%; SALES TAX, 2%; GAS TAX, 2%; CIGARETTE TAX, 4%; SCATTERED, 1%.

In odd-numbered years such as 2007, the Governor and the Legislature create a two-year budget for the State of Minnesota. The primary source of revenue for that budget is the state's general fund, which is funded by state individual income taxes, sales taxes, business taxes and a variety of other fees and taxes. It is estimated that over the next two years, the state's general fund will collect between \$35 and \$36 billion, to be used for state programs.

8. In general, does \$35 billion seem about right for the state budget, too much or not enough?
- | | |
|-------------------------|-----|
| ABOUT RIGHT..... | 52% |
| TOO MUCH..... | 25% |
| NOT ENOUGH..... | 7% |
| DON'T KNOW/REFUSED..... | 17% |

Four years ago, the State of Minnesota announced that we were facing a \$4.6 billion two-year budget deficit. Some elected officials stated that we should try to balance the budget without increasing general state taxes.

9.	Looking back, were the Governor and the State Legislature correct in trying to solve a \$4.6 billion deficit without a general tax increase? (WAIT FOR RESPONSE) Do you feel strongly that way?	STRONGLY YES.....9% YES.....61% NO.....24% STRONGLY NO.....4% DON'T KNOW/REFUSED.....2%
----	---	---

IF "STRONGLY NO" OR "NO," ASK: (N=174)

10.	Which of the following reasons best describes why you disagree with that decision: A) The plan didn't work because I am paying higher taxes and fees, OR B) Since there was no general tax increase, funds for important state programs were cut?	STATEMENT A.....52% STATEMENT B.....45% SOMETHING ELSE (VOL.)..3% DON'T KNOW/REFUSED.....0% ELSE: (JUST SHIFTED BURDEN ONTO PROPERTY TAXES)
-----	---	--

Recently, the Minnesota Department of Finance announced that the general fund for the State of Minnesota is expected to have a surplus of \$2.2 billion. In other words, expected revenues from taxes and other sources over the next two years will exceed projected expenditures by more than \$2 billion.

11. I am going to read you several statements about this surplus. Please tell me which one of the statements comes closest to your opinion.
- | | |
|-------------------------|-----|
| STATEMENT A..... | 18% |
| STATEMENT B..... | 53% |
| STATEMENT C..... | 25% |
| NONE (VOL.)..... | 3% |
| DON'T KNOW/REFUSED..... | 0% |
- A) There are a lot of important issues facing the State of Minnesota over the next few years, even with a \$2.2 billion surplus there will not be enough money to take care of all of these problems, so we may still need to raise additional tax revenue;
- B) With a budget of over \$35 billion, a \$2.2 billion surplus should be enough money to address the state's needs for the next two years;
- C) The surplus is the taxpayers' money, most of it should be returned to them in the form of a tax cut.

Next, I am going to read you a list of eleven ideas that some legislators have suggested for using the budget surplus.
(READ #12 THROUGH #22, WITHOUT ASKING ANY QUESTIONS)

Now, as I read them, using a scale of 1 to 5, with 1 being a "very low priority," and 5 being a "very high priority," please tell me whether you think a significant portion of the \$2.2 billion surplus should be used for that area of spending. (ROTATE LIST)

		1	2	3	4	5	DKR
12. Fund inflationary increases for all state departments and programs.	30%	27%	28%	12%	2%	2%	
13. Increase the funding for local school districts.	5%	7%	24%	35%	30%	0%	
14. Provide an income or sales tax rebate.	23%	11%	25%	22%	18%	1%	
15. Hold down college tuition increases.	5%	11%	32%	30%	22%	0%	
16. Expand health care coverage for lower-income Minnesotans.	4%	8%	24%	31%	33%	1%	
17. Provide additional services to allow seniors to live independently.	3%	8%	32%	31%	26%	0%	

	1	2	3	4	5	DKR
18. Increase funding for roads and transit projects.	10%	14%	39%	23%	14%	0%
19. Hold down increases in homeowner property taxes.	3%	3%	14%	30%	50%	0%
20. Increase access to early childhood and child care programs for low-income families.	5%	20%	37%	24%	14%	1%
21. Increase the funding for environmental and outdoors programs.	11%	27%	33%	21%	8%	0%
22. Increase payments to local governments, known as local government aid, to supplement their revenue from local property taxes.	21%	31%	25%	18%	4%	1%
23. Which of those areas of the state budget do you believe is most important to fund? (READ LIST)						
24. And which would be second on your list? (RE-READ LIST, OMITTING FIRST CHOICE)						

MOST SECOND

Fund inflationary increases for all state departments and programs.....	1%	1%
Increase the funding for local school districts.....	28%	13%
Provide an income or sales tax rebate.....	8%	8%
Hold down college tuition increases.....	4%	6%
Expand health care coverage for lower-income Minnesotans.....	18%	15%
Provide additional services to allow seniors to live independently.....	5%	7%
Increase funding for roads and transit projects.....	6%	9%
Hold down increases in homeowner property taxes.....	23%	30%
Increase access to early childhood and child care programs for low-income families.....	2%	3%
Increase the funding for environmental and outdoors programs.....	2%	5%
Increase payments to local governments, known as local government aid, to supplement their revenue from local property taxes.....	0%	1%
SOMETHING ELSE (PUT IN A RESERVE FUND).....	3%	1%
NONE (VOL.).....	0%	2%
DON'T KNOW/REFUSED.....	0%	0%

25. If the choice was between increasing funding for local schools, and providing property tax relief for homeowners, which would you choose? (WAIT FOR RESPONSE) Do you feel strongly that way?
- | | |
|-------------------------|-----|
| SCHOOLS/STRONGLY..... | 23% |
| SCHOOLS..... | 22% |
| TAX RELIEF..... | 44% |
| TAX RELIEF/STRONGLY.... | 8% |
| DON'T KNOW/REFUSED..... | 2% |

Let me read you several pairs of statements about taxes, spending and the Minnesota legislature. For each, please tell me which statement is closest to your opinion. (ROTATE OPTIONS A AND B)

26. A) If the Legislature did a better job of spending the money they already have, they wouldn't be talking about tax increases; OR
 B) The Legislature does a good job of spending the tax money they get now.
 (WAIT FOR RESPONSE) Do you feel strongly that way?
- STATEMENT A/STRONGLY..26%
 STATEMENT A.....49%
 STATEMENT B.....21%
 STATEMENT B/STRONGLY...2%
 NEITHER (VOL.).....2%
 DON'T KNOW/REFUSED.....1%
27. A) Sixteen cents of every dollar I make goes just to pay state and local taxes, which should be enough money to fund the most important programs in government; OR
 B) I can afford to pay more taxes for the programs that aren't getting adequate funding.
 (WAIT FOR RESPONSE) Do you feel strongly that way?
- STATEMENT A/STRONGLY..30%
 STATEMENT A.....52%
 STATEMENT B.....13%
 STATEMENT B/STRONGLY...1%
 NEITHER (VOL.).....3%
 DON'T KNOW/REFUSED.....1%
28. A) Government can't do it all, the Legislature must do a better job of focusing on the most critical issues facing Minnesota; OR
 B) The Legislature does a good job of setting priorities for the state and funding them properly.
 (WAIT FOR RESPONSE) Do you feel strongly that way?
- STATEMENT A/STRONGLY..26%
 STATEMENT A.....51%
 STATEMENT B.....20%
 STATEMENT B/STRONGLY...1%
 NEITHER (VOL.).....1%
 DON'T KNOW/REFUSED.....1%
29. A) State government should live within its means, just like my family has to do every year; OR
 B) Increasing some taxes is necessary to sustain Minnesota's quality of life.
 (WAIT FOR RESPONSE) Do you feel strongly that way?
- STATEMENT A/STRONGLY..22%
 STATEMENT A.....37%
 STATEMENT B.....38%
 STATEMENT B/STRONGLY...3%
 NEITHER (VOL.).....1%
 DON'T KNOW/REFUSED.....0%

30. A) Business taxes are the best way to get new revenue without hurting Minnesota families; OR
 B) When business taxes increase, they just end up passing the costs of the tax increase onto workers or customers anyway.
 (WAIT FOR RESPONSE) Do you feel strongly that way?
- STATEMENT A/STRONGLY..14%
 STATEMENT A.....27%
 STATEMENT B.....48%
 STATEMENT B/STRONGLY...7%
 NEITHER (VOL.).....2%
 DON'T KNOW/REFUSED.....1%
31. A) We have to find new and better ways to deliver better public services for less taxpayer money, that means applying some business principles to how government operates; OR
 B) Government isn't a business, and we should not expect it to budget and operate the way a business does.
 (WAIT FOR RESPONSE) Do you feel strongly that way?
- STATEMENT A/STRONGLY..25%
 STATEMENT A.....58%
 STATEMENT B.....10%
 STATEMENT B/STRONGLY...2%
 NEITHER (VOL.).....2%
 DON'T KNOW/REFUSED.....2%
32. A) Including inflationary spending in budget forecasts is responsible fiscal management. After all, every agency has to pay more each year in salaries and other expenses; OR
 B) The Minnesota state budget should not be on auto-pilot, every program in state government should be re-examined every year to determine whether more or less money is needed.
 (WAIT FOR RESPONSE) Do you feel strongly that way?
- STATEMENT A/STRONGLY..11%
 STATEMENT A.....19%
 STATEMENT B.....57%
 STATEMENT B/STRONGLY..12%
 NEITHER (VOL.).....1%
 DON'T KNOW/REFUSED.....1%

33. A) As Minnesota's population continues to get older, demand for state services will continue to increase. We need to get control of spending now; OR STATEMENT A/STRONGLY..18%
 STATEMENT A.....42%
 STATEMENT B.....30%
 STATEMENT B/STRONGLY...8%
 B) Minnesota's children and elderly have real needs today, we can't ignore those problems just because it may cost more in the future. NEITHER (VOL.).....2%
 DON'T KNOW/REFUSED.....1%
 (WAIT FOR RESPONSE) Do you feel strongly that way?

34. A) The State Legislature should first figure out how much money is available to spend, and then decide which programs to fund; OR STATEMENT A/STRONGLY..25%
 STATEMENT A.....54%
 STATEMENT B.....16%
 STATEMENT B/STRONGLY...2%
 B) The State Legislature should first figure out how much we need to spend, and then decide how much to tax us. NEITHER (VOL.).....3%
 DON'T KNOW/REFUSED.....1%
 (WAIT FOR RESPONSE) Do you feel strongly that way?

Some legislators have suggested that Minnesota businesses could pay more in taxes to fund some state programs.

35. When state legislators evaluate proposals for new regulations or taxes on Minnesota businesses, how much importance should they place on the impact on jobs in Minnesota, should it be a very important factor, a somewhat important factor, a not very important factor or not an important factor at all? VERY IMPORTANT.....54%
 SOMEWHAT IMPORTANT....44%
 NOT VERY IMPORTANT.....1%
 NOT AT ALL IMPORTANT...0%
 DON'T KNOW/REFUSED.....1%

Sometimes a person's opinion on a question changes during the course of a survey. I am going to re-read you several statements about the state's \$2.2 billion budget surplus.

36. Please tell me which of the statements comes closest to your opinion:
- | | |
|--|---|
| <p>A) There are a lot of important issues facing the State of Minnesota over the next few years, even with a \$2.2 billion surplus there will not be enough money to take care of all of these problems, so we may still need to raise additional tax revenue;</p> <p>B) With a budget of over \$35 billion, a \$2.2 billion surplus should be enough money to address the state's needs for the next two years; OR</p> <p>C) The surplus is the taxpayers' money, most of it should be returned to them in the form of a tax cut.</p> | <p>STATEMENT A.....17%</p> <p>STATEMENT B.....56%</p> <p>STATEMENT C.....24%</p> <p>NONE (VOL.).....3%</p> <p>DON'T KNOW/REFUSED.....1%</p> |
|--|---|

Now, just a few more questions for statistical purposes....

- | | |
|--|--|
| <p>37. Which political party do you consider yourself most closely aligned with?</p> | <p>REPUBLICAN.....35%</p> <p>DEMOCRAT.....43%</p> <p>INDEPENDENCE.....0%</p> <p>GREEN.....0%</p> <p>INDEPENDENT.....20%</p> <p>SOMETHING ELSE.....0%</p> <p>DON'T KNOW/REFUSED.....2%</p> |
| <p>38. Which of the following categories contains your present age?
(READ CATEGORIES)</p> | <p>18-34.....16%</p> <p>35-54.....49%</p> <p>55 AND OLDER.....36%</p> <p>REFUSED.....0%</p> |
| <p>39. In politics, do you consider yourself to be a (ROTATE) conservative, a liberal or a moderate?
(IF CONSERVATIVE OR LIBERAL) Do you think of yourself as very _____?
(IF MODERATE) Do you lean closer to conservative or liberal?</p> | <p>VERY CONSERVATIVE.....5%</p> <p>CONSERVATIVE.....29%</p> <p>MODERATE/CONSERVATIVE..7%</p> <p>MODERATE/MODERATE.....37%</p> <p>MODERATE/LIBERAL.....11%</p> <p>LIBERAL.....9%</p> <p>VERY LIBERAL.....1%</p> <p>SOMETHING ELSE (VOL.)..0%</p> <p>DON'T KNOW/REFUSED.....1%</p> |

40.	Do you have school-age children living with you at home?	YES.....35% NO.....65% DON'T KNOW/REFUSED.....0%
41.	Are you employed by: a government agency or political subdivision, such as state or local government or a school district; a business or corporation; self-employed; work on a farm; going to school; currently not working, OR retired?	GOV AGENCY/POLI SUB...12% BUSINESS/CORPORATION..51% SELF-EMPLOYED.....7% WORK ON A FARM.....1% GOING TO SCHOOL.....1% CURRENTLY NOT WORKING..4% RETIRED.....25% DON'T KNOW/REFUSED.....0%
42.	Is any other member of your immediate family employed by a government agency or political subdivision?	YES.....12% NO.....87% DON'T KNOW/REFUSED.....1%

Please tell me which of the following apply to you:

	YES	NO	DKR	
43.	Read the newspaper at least 4 to 5 times a week?	58%	42%	0%
44.	Listen to talk radio?	49%	51%	0%
45.	Watch television news most evenings?	86%	14%	0%
46.	Surf the internet for news and information at least every week?	50%	50%	0%
47.	Read mail sent to me by interest groups?	32%	68%	0%
48.	Are you currently a member of a civic organization?	YES.....13% NO.....87% DON'T KNOW/REFUSED.....0%		

Again, do any of the following apply to you:

	YES	NO	DKR	
49.	Recently worked on a campaign or ran for office?	3%	97%	0%
50.	Contacted an elected official about an issue?	24%	76%	0%
51.	Contributed money or volunteered time to a civic or political organization?	32%	68%	0%
52.	Wrote a letter to the editor?	14%	86%	0%
53.	Attended a public hearing?	24%	76%	0%

54.	Which of the following categories contains your total household income for last year?	LESS THAN \$35,000.....20%
		\$35,000 TO \$75,000....40%
		\$75,000 TO \$100,000...24%
		OVER \$100,000.....7%
		DON'T KNOW/REFUSED.....9%
55.	Finally, thinking about your household finances, how would you describe your financial situation, would you say that:	STATEMENT A.....5%
		STATEMENT B.....49%
		STATEMENT C.....36%
		STATEMENT D.....6%
	A) Your monthly expenses are exceeding your income;	DON'T KNOW/REFUSED.....4%
	B) You are meeting your monthly expenses but putting aside little or no savings;	
	C) You are managing comfortably while putting some money aside;	
	D) You are managing very well	
56.	Gender	MALE.....49%
		FEMALE.....51%
57.	Area of state	MINNEAPOLIS/ST. PAUL..12%
		WEST METRO.....29%
		EAST METRO.....13%
		NORTH.....29%
		SOUTH.....17%
58.	Growth area	YES.....29%
		NO.....71%

Coalition of Minnesota Businesses
80 South 8th Street #3610
Minneapolis, MN 55402
Phone: 612-334-3114
Fax: 612-334-3086
www.MNbusiness.com